
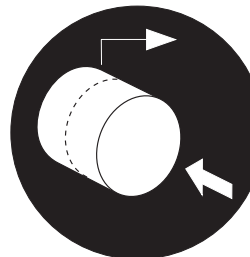

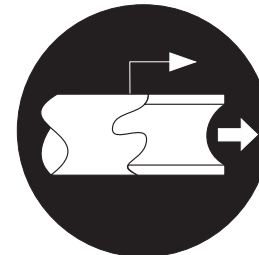

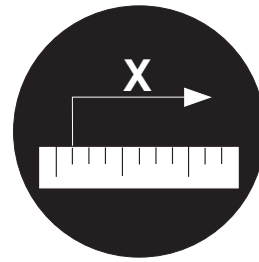


Your Guide to the Electronic Control of Fluid Power



The members of the National Fluid Power Association (NFPA) have prepared this application as an introduction to the electronic control of fluid power. The application and components described here are representative — electrohydraulics and electropneumatics can be effectively utilized in countless processes, and components are available in many different sizes and configurations.


NFPA's manufacturers invite you to contact them for additional information.

The applications and components described or pictured here are illustrative only. Depiction or description of any product or component does not constitute, indicate or imply a recommendation or endorsement of any sort with respect to any system, products or components. Information and illustrations contained in this booklet do not constitute or indicate a warranty, express or implied, including but not limited to a warranty or representation as to quality, merchantability, or fitness for a particular use or purpose of any system, product or component.



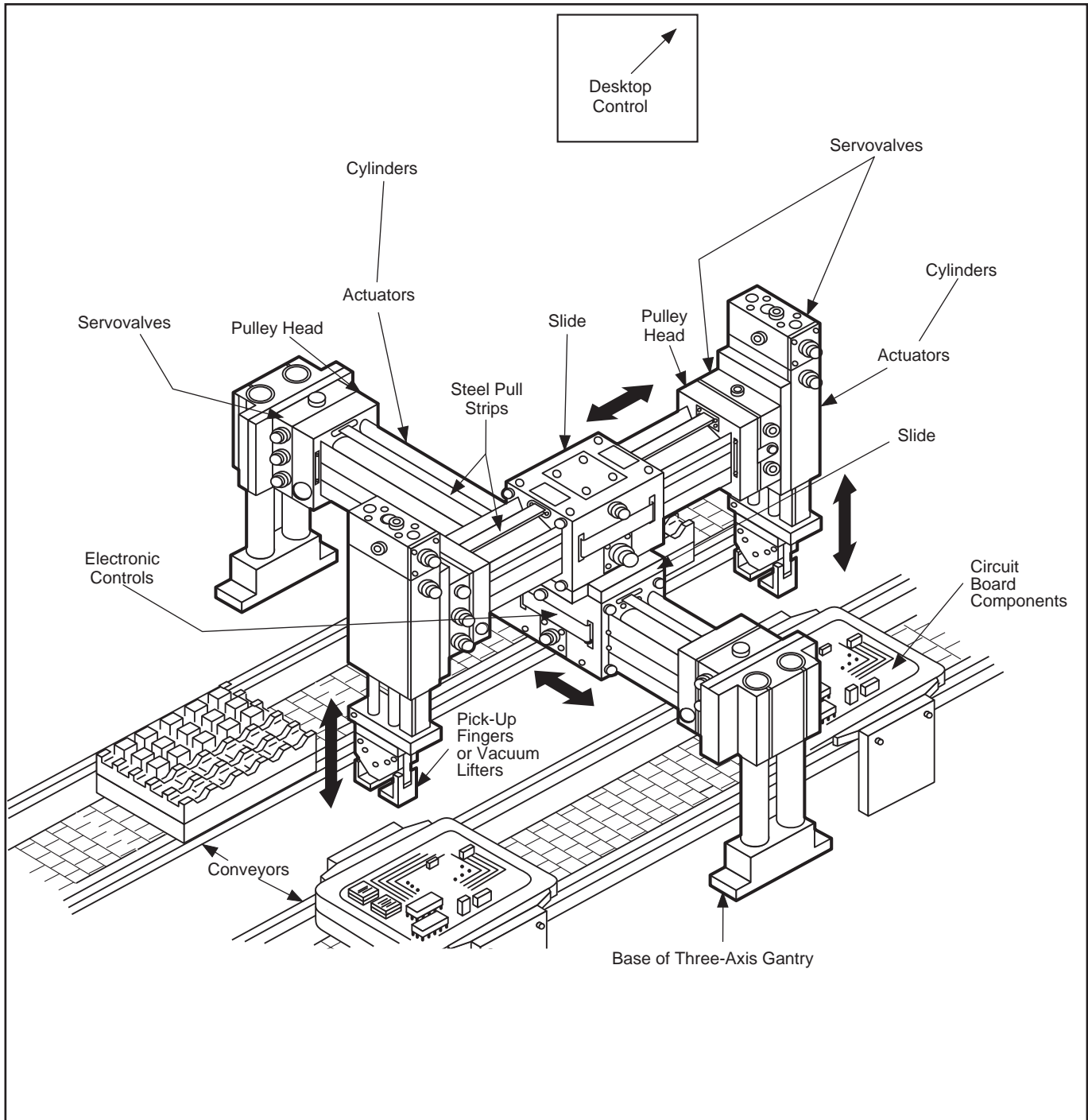
Copyright © 1992 by the National Fluid Power Association. All rights reserved.

ISBN 0-942220-28-5



Electropneumatics at Work

Component Inserter




The Problem

Manufacturers of printed circuit boards use dedicated high speed insertion machinery for picking up and placing electronic components. Precision must be high be-

cause the pins of many components are placed into holes with spacings as close as 0.1 inch, and the locations can vary with each new board that is run.

Velocity, Acceleration, and Position Control



Some of these components are large or odd-sized including relays, transformers and special connectors. In the recent past, hand-placement often was required.

Its Solution

Now there is an automated pick-and-place system that will do all these things and more. It is a component inserter (see the illustration) created by an electronics manufacturer who chose an unusual programmable electropneumatic three-axis gantry as the heart of the system.

Pneumatics easily fulfilled the speed requirements and was environmentally acceptable as well. One major challenge was to counteract the inherent compressibility of air, and to insure highly accurate, infinite multi-point stopping ability.

Electronic control solved all the problems, and achieved repeatable accuracy to as close as 0.0004 inches for velocities up to 11.5 feet/second and payloads up to 45 pounds. Even acceleration and deceleration can be controlled. All of the instructions are programmed externally through a personal computer.

Standard vacuum cups or mechanical fingers (end-effectors) lift the electronic components from trays on adjacent conveyors. The end-effectors are raised and lowered with two electropneumatic linear actuators, and the back-and-forth motions (X and Y) are made with electropneumatic rodless linear actuators. In concept, each of the two rodless actuators has a slide carriage, to which steel pull strips are attached. The hidden ends of the pull strips are attached to a piston within the long body of each actuator, and this piston creates motion when pressurized at one end or the other.

Electropneumatic servovalves and optical linear position sensors are integral with each actuator, and a microcontroller keeps them working together. By rapidly controlling air pressure on both ends of the piston, the final position is reached and held. In addition, there is an internal spring-operated braking system to lock the load in place.

It all works well and, with this combination of electronics and compressed air, average overall cycle time turns out to be about two seconds per placement.

Related Applications

Electropneumatic actuators that move fast and stop quickly at any position suggest innumerable new applications. Included are motion control systems for pick-and-place assemblers, multi-color multi-piston inkpad printers, and robots.

How Electronics Improved This Application

- Speed
- Accuracy
- Automation
- Adjustable sequence and timing
- Flexible placement of control
- Monitoring and diagnostics
- Standard components
- Upgradability

Components Used in Pneumatic Systems*

Actuators	Hose
After Coolers	Manifolds
Air Compressors	Motors
Air Dryers	Mufflers
Air Line Lubricators	Regulators
Controls (electronic) and Software	Rotary Actuators
Cylinders	Seals
Filters	Shock Absorbers
Filter/Regulators	Slides
FRLs	Switches
Fittings	Tubing
Gauges	Vacuum Products
Grippers	Valves

*[Click here to access the NFPA Fluid Power Product Locator, which includes information about and links to NFPA member companies.](#)